

CHAMBERLAIN®
merlin®
 more than magic

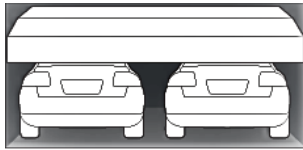


Whisper Drive
MT3850WL

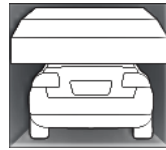
Super-fast and quiet with integrated battery backup

For the house that deserves the best, this is the ultimate garage door opener. The Merlin Whisper Drive is super-quiet and features an integrated battery back up system. We have left nothing to chance to make this "The Ultimate Opener".

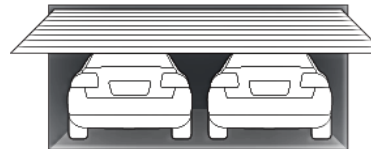
DOOR TYPES: for sectional and tilt garage doors up to 16.5m²



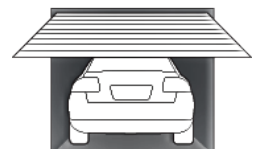
Double Sectional



Single Sectional



Double Tilt



Single Tilt

KEY BENEFITS:

Soft Start/Stop Function

The Merlin Whisper Drive is equipped with Chamberlain Soft Start/Stop technology, designed to ensure smooth and quiet door operation.

Drive System: Belt

Premium belt drive system for ultra quiet performance.

Accessories Included

The Merlin Whisper Drive package provides a new benchmark in 'Value adding'. Two handheld mini transmitters, wireless wall button, wireless keypad and the integrated battery are all included in the carton. Illustrations are provided in the 'Kit Contents' section.

Integrated Battery Backup

The Merlin Whisper Drive redefines just how simple battery backup can be. Nothing extra to purchase!

The battery will operate the opener for up to two days during an electric power outage, and then automatically recharge when power is restored.

Courtesy lighting

Dual lighting illuminates your garage when the opener is activated.

KIT CONTENTS:



1 x Powerhead



2 x Three channel key ring mini-transmitters C945



Wall-mountable three channel transmitter C943



Wireless keypad C840



Integrated battery backup technology

Standard Merlin safety features

Automatic Safety Reverse

With its automatic safety function your garage door will stop and reverse automatically if obstructed going down or stop if obstructed going up. Your door can also be stopped and locked at any height for ventilation.

Automatic Force Sensing

Equipped with automatic force sensing, with each operation the garage door opener monitors and adjusts the force needed to open your garage door.

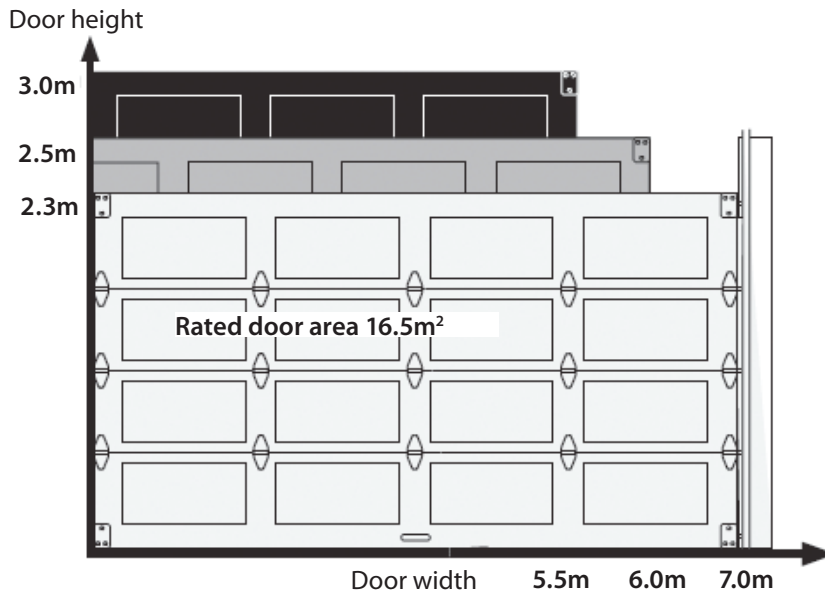
Manual Release

In case of power failure you can simply activate the manual release to open your garage door.

Warranty

The MT3850WL comes with a two year general warranty and a five year warranty on the motor. Unlimited operations for domestic use applications.

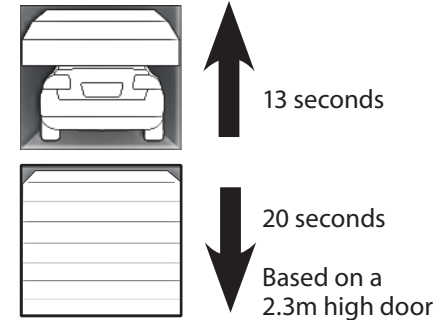




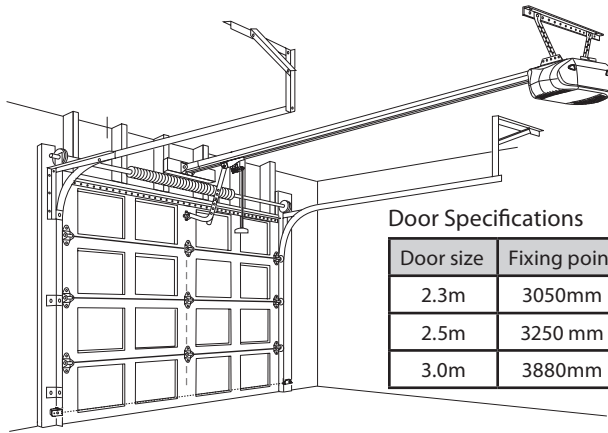
DOOR SPECIFICATIONS:

- Maximum lifting under spring tension - 20 Kgs
- Suitable for steel and timber spring balanced doors
- Maximum lifting height (with extensions) 3.5m

DOOR OPENING AND CLOSING TIMES



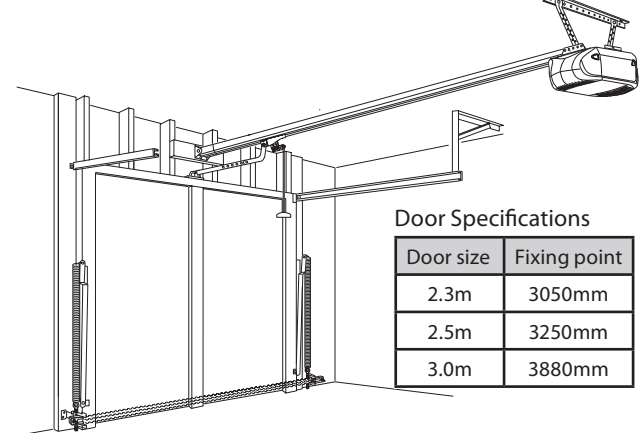
TYPICAL INSTALLATION - SECTIONAL DOOR



Door Specifications

Door size	Fixing point
2.3m	3050mm
2.5m	3250 mm
3.0m	3880mm

TYPICAL INSTALLATION - TILT DOOR



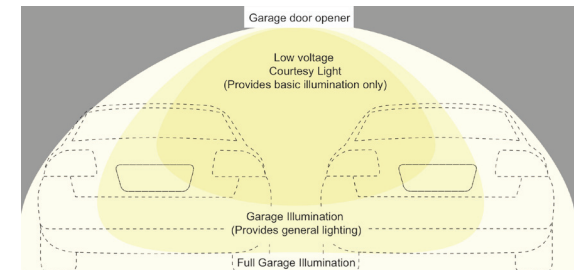
Door Specifications

Door size	Fixing point
2.3m	3050mm
2.5m	3250mm
3.0m	3880mm

SPECIFICATIONS

- 12V DC motor with thermal overload protection
- Input voltage: 240V AC
- Rated door area 16.5m² - Pulling force: 800N
- Segmented or one piece C-rail with belt drive system
- 433.92 MHz AM radio with rolling code technology and wide band receiver
- Up to 64 memory registers
- Garage illumination globe: Two x 240V/ Max. 40 Watt E27
- Audible output during operation: 57dB

GARAGE ILLUMINATION



Full garage illumination provides high quality lighting via 2 x 40w 240vac light globes.

...more than magic

Merlin is one of a group of brand names owned and managed by the Chamberlain Group, the world's largest manufacturer of garage door openers.

As a manufacturer of some of the world's most reliable and efficient products in our market, we are determined to build on our reputation as the industry leader by exceeding our customer's expectations, providing exceptional products and services.

Our preoccupation with quality not only applies to manufacturing. We insist on high performance standards in every aspect of our business, placing quality at the forefront of everything we do in the understanding that each of us is accountable for ensuring we achieve our quality objectives.

CHAMBERLAIN®

The Spirit of Automation

Chamberlain ANZ

Australia: T: 1800 638 234 F: 1800 888 121

New Zealand: T: 0800 653 667 F: 0800 653 663

E: sales@chamberlainanz.com

W: chamberlainanz.com

© 2011 The Chamberlain Group, Inc.

M02115010 Specifications are subject to change without prior notice.

